



IPMS SEATTLE

OCT 20th
10:30 - 1:30

INTERNATIONAL PLASTIC MODELERS' SOCIETY

Bob Doran 15829 196 PL NE Woodinville, WA 98072 788-2435

NOTICE!!!!!!For this meeting on October 20th,1984 at 10:30 to 1:30 all members of IPMS Seattle who normally drive to Mercer Island, will have to reprogram their carplanes to drive to the Boeing Museum of Flight, 9404 E. Marginal Way S. (see inclosed map). The reason is to get to know the staff who run the museum and to tell them why we want to want to make their museum our new home. Hoping that everything goes to plan the Nov. meeting and future meetings will be there, also a day change may occur to the tune of the second saturday instead of the third more on that in the next letter. If you know of an old friend who used to be a member tell him or her about the meeting on Oct 20th all are welcomed. We are going to get a tour of the museum and descuss things we can do to benefit their museum.

August contest winners::::Oldest aircraft kit: Terry Moore(Strombecker Lockheed VTO 1954)
Number of kits:::::Bill Osborn(1384 kits)

PENTATHALON IS FOR THE DECEMBER MEETING SO BUILD BUILD BUILD.....

AUTO RAMA NOVEMBER 9th,10th& 11th COLLISUM

Next board meeting::::October 26th:::: Roger Sawyers :: 8PM ::Friday

Triple Alliance New Arrivals;0;

<u>Heller</u> : 72nd Super Etendard	<u>Fujimi</u> : 72nd Grace
72nd T-33(with alternative recon nose)	
<u>Tamiya</u> : 24th Porsche 956 (not motorized)	
24th Lotus Super Seven ("'' ''')	<u>Pegasus</u> : Bristol MIC
350th USS New Jersey(reconfiguration)	Gloster Gauntlet(retooled)
<u>Model Technologies</u> : 72nd, 48th, 32nd,	<u>MPC</u> ::::: 72nd Hind (A or D)
american,german,jet seat belt buckles	72nd Hormone (A,B, or C)
& other accessories.	48th Sea Harrier 5.50
72nd F-15 ,F-16 cockpit placards.	
<u>Wings 72</u> : Lohner "L" w/metal parts 9.95	<u>Wings 48</u> 02U-1 Corsair 16.95
BV-155 6.95	w/ metal eng,prop,&decals
P51H 6.95	Yak 36 Forger 21.95
Yak 6 w/ metal parts 8.95	w/many metal parts,decals
Yak36 Forger w/ paint chips	& color chips
metal parts&	<u>Lindberg48</u> Hunter 4.50
decals-----11.95	Draken 4.50
XF90/ decals metal parts 12.95	
<u>Testors</u> AC-130 A 18.00	
M-109 11.00	<u>Monogram</u> 144th US-USSR miss.8.00
	1/8 Corvette 35.00
<u>Microscale</u> 1/72	
F-111 stencils and data	
F-16s Israel, Holland,(40th anniv.) many newUSAF,ANG (three sheets)	
1/48	
F-16s 2 sheets, 40th anniv.,Dutch AF, Isreal,USAF, ANG.	
F-111's F-111 Data	

Thank you Tom Weinel

Bob Doran

BLOOD 'N GUTS MODELING

-or-

"Real MEN Don't Let DUMMIES Destroy 300 Hours of Work Without Their Knowing They've Been In A Fight!"

by Ron Butler

Whenever you display your models (especially in public) they are in danger from poking, insensitive hands, most often attached to either 8 year old boys or retired fighter pilots. While the Atlanta IPMS has developed what they consider the perfect defense, I believe their "12 gauge option" for "active ECM" (Eliminating Churlish Mauling) is all too likely to result in corrosive body fluids being spattered on your delicate paintwork. Rather, let us consider the possibilities of "passive ECM". The following examples are keyed by number to the illustration.

(1) PITOT TUBES: Replica in Scale magazine inadvertently discovered this most basic of "passive ECM" measures many years ago, in an article on converting an RF-101C to an F-101. They suggested epoxying a straight pin in the rebuilt nose, but recommended doing this late in construction "unless you really dig pain". Had this inspiration only been properly pursued, many tons of scrap plastic might still exist as the gleaming miniatures they once were.

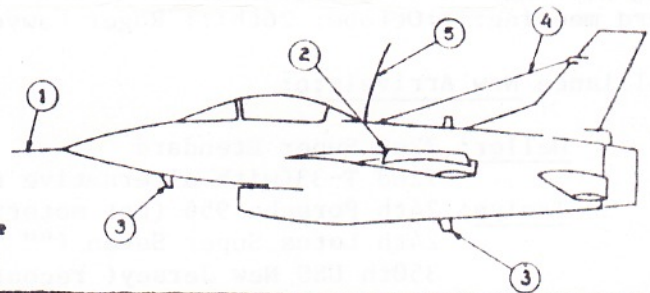
(2) SCALE THICKNESS WING FENCES: Simple arithmetic shows that a .12 in thick wing fence is only .0017" thick in 1/72 scale. So, in the quest for ever closer-to-scale thickness materials, what could be more natural than to use sections of razor blades as wing fences, duct flow straighteners, small canards, access and gear doors....

CAUTION: it should be noted that razor blade wing fences on a 1/32nd MiG-19 may exceed legal blade lengths in some cities. Check your local ordinances! On the other hand, a 1/100th scale F-104 with blade stock wings and horizontal stab would make a passable "throwing star"...

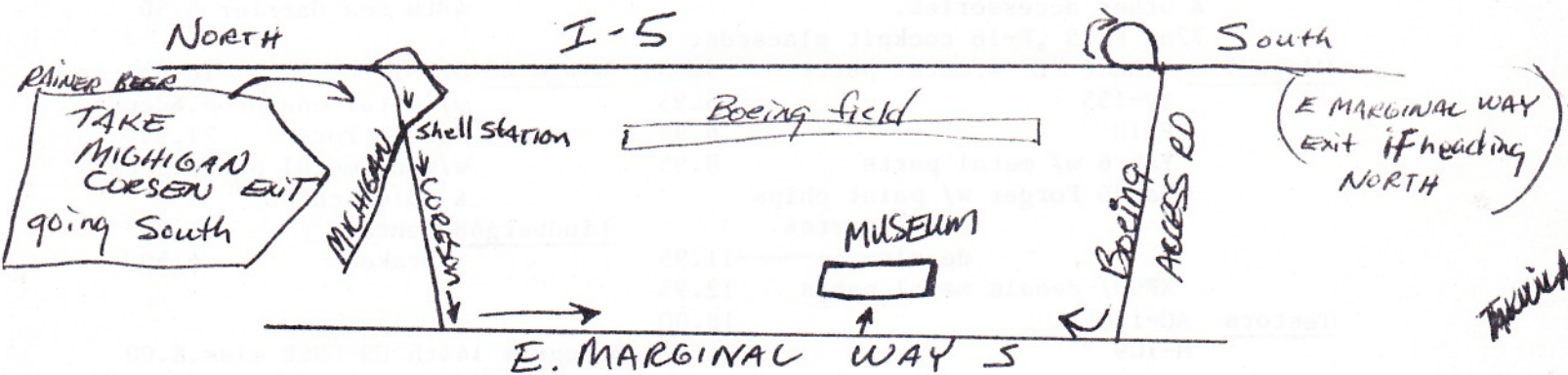
(3) ANTENNAS With the use of razor blade chips, the term "Blade Antenna" will take on new meaning.....

(4) LINE ANTENNAS Technology comes to the aid of passive ECM with the invention of single-crystal boron filaments, used in full-scale aircraft composite components. Epoxied between two points on a model as a "clothline aerial" they give a knife's edge without the knife. Used as flying wires on biplanes, they make a DeHavilland DH.2 model with a staggering self-defense capability.

(5) WHIP ANTENNAS: Boron monofilament is also immensely stiff and sharp ended. When a boron whip antenna is poked, it will often penetrate far into a finger before breaking off. The fragment then "wanders" beneath the skin, and must sometimes be removed surgically. This health hazard of aerospace industry composite shops can be used to the modellers advantage as passive ECM.....



Courtesy of The "Flying Tiger", Gen. R.L. Scott Chapter IPMS, Macon-Warner Robins, GA.




FOR OCT 20th

10:30 - 1:30

BAY AREA AIRLINE HISTORICAL SOCIETY

P.O. Box 3212 San Mateo, California 94403 U.S.A.
(415) 574-8111



MAKE YOUR RESERVATIONS NOW! The Bay Area Airline Historical Society's next mini convention is about to land.



ALASKA



AMERICAN



BRANIFF



CP AIR



CONTINENTAL



DELTA

THE DESTINATION: Best Western El Rancho Inn
1100 El Camino Real
Millbrae, California 94030

FIRST FLIGHT: Saturday October 20, 1984

FLIGHT TIME: 10:00 - 17:00

For a \$1.00 donation, you can come and meet other airline enthusiasts. We will feature a display of airline models, schedules, postcards, playing cards and a remarkable collection of all sorts of commercial airline memorabilia.

There will also be door prizes and a slide show featuring airlines serving the Bay Area, past and present.

So, come on and takeoff to our convention and bring your airline collectibles to trade or sell with other collectors.

You need not be a member of the club to obtain display tables. If you wish a table, please fill in the form below and return it with your check to:

Bay Area Airline Historical Society
P.O. Box 3212
San Mateo, California 94403

Please Note: Tables are limited, please order ASAP

For further information contact: Tom Dragges at (415) 574-8111



WORLD



WIEN CONSOLIDATED



WESTERN



UNITED



TRANS WORLD



TRANS INTERNATIONAL



EASTERN



FLYING TIGER



JAPAN

_____ Display-Sell-Trade Table \$10.00 non-member

_____ Display-Sell-Trade Table \$5.00 member

_____ Additional tables for \$5.00 each

Name: _____

Address: _____

City: _____ State: _____ Zip: _____



LUFTHANSA



MEXICANA



NATIONAL



NORTHWEST



QANTAS



PAN AMERICAN



PACIFIC SOUTHWEST